

SERVICE DOOR SP100 / SP110 / SP120 - CONFIGURATOR

Please complete this document and tick the corresponding boxes:

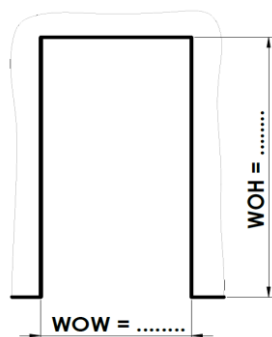
Compagny name :

Project :

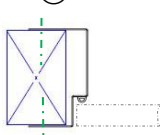
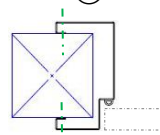
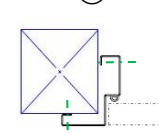
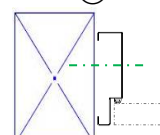
Quotation

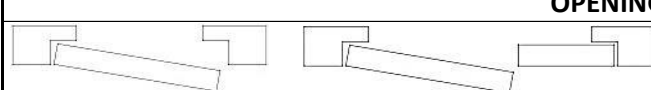
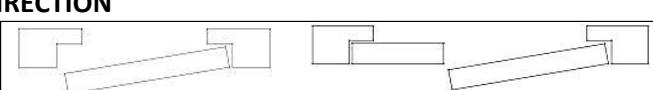
Order




<p style="text-align: center;">Leaf type</p> <p>SP100 : <input type="radio"/> Pre-lacquered steel sheet White RAL 9010 (Standard)</p> <p>SP110 : <input type="radio"/> White Glass Reinforced Polyester (GRP)</p> <p>SP120 : <input type="radio"/> 304L Stainless steel sheet brushed finish</p>	<p>Number of identical doors :</p> <hr/> <p>Number of leaf(ves) : <input type="radio"/> 1L <input type="radio"/> 2L</p>
---	---

DIMENSIONS																	
<p><input type="radio"/> OPENING DIMENSIONS</p> <div style="display: flex; align-items: center;"> <div style="margin-right: 20px;"> <p>Wall Opening Width : WOW Wall Opening Height : WOH (in mm)</p> </div>  <div style="margin-left: 20px;"> <p>When two leaves :</p> <p><input type="radio"/> Equal</p> <p><input type="radio"/> Unequal : W*</p> </div> </div> <p style="text-align: center; margin-top: 10px;">*Main leaf clear opening width</p>	<p>Clear Opening Width : COW Clear Opening Height : COH</p> <table border="1" style="width: 100%; border-collapse: collapse; text-align: center;"> <tr> <th colspan="3" style="padding: 5px;">Frame / Fastening</th> </tr> <tr> <th colspan="2" style="padding: 5px;">(in mm)</th> <th style="padding: 5px;">T</th> </tr> <tr> <th style="padding: 5px;">U, C, L</th> <th style="padding: 5px;">WOW-60</th> <th style="padding: 5px;">WOW-90</th> </tr> <tr> <td style="padding: 5px;">COW</td> <td rowspan="3" style="padding: 5px;">COH</td> <td style="padding: 5px;">WOH-45</td> </tr> <tr> <td style="padding: 5px;">COH</td> <td style="padding: 5px;">WOH-55 (When Door closer)</td> </tr> <tr> <td style="padding: 5px;">COH</td> <td style="padding: 5px;">WOH-55 (When cremone bolt on hinges side)</td> </tr> </table>	Frame / Fastening			(in mm)		T	U, C, L	WOW-60	WOW-90	COW	COH	WOH-45	COH	WOH-55 (When Door closer)	COH	WOH-55 (When cremone bolt on hinges side)
Frame / Fastening																	
(in mm)		T															
U, C, L	WOW-60	WOW-90															
COW	COH	WOH-45															
COH		WOH-55 (When Door closer)															
COH		WOH-55 (When cremone bolt on hinges side)															

WALL TYPE
<p>Sandwich panel, concrete, wood, ... :</p> <p style="text-align: right;">Thickness : in mm</p>

FRAME / FASTENING
<div style="display: flex; justify-content: space-around; align-items: center;"> <div style="text-align: center;"> <input type="radio"/> U  </div> <div style="text-align: center;"> <input type="radio"/> C  </div> <div style="text-align: center;"> <input type="radio"/> L  </div> <div style="text-align: center;"> <input type="radio"/> T  </div> </div> <div style="margin-top: 10px;"> <p style="text-align: right;">Frame Fixing (for U or C frame)</p> <p><input type="radio"/> Through fixing</p> <p><input type="radio"/> Dowel fastening</p> </div>

OPENING DIRECTION
<div style="display: flex; justify-content: space-around;"> <div style="text-align: center;">  <p><input type="radio"/> Left pulling (right pushing)</p> </div> <div style="text-align: center;">  <p><input type="radio"/> Right pulling (left pushing)</p> </div> </div>

OPTIONS			
<p style="text-align: center;">Locks and Hardware</p> <p><input type="radio"/> Lock with cylinder</p> <p><input type="radio"/> Lock without cylinder</p> <p><input type="radio"/> Lock with V/E indicator on :</p> <p style="padding-left: 20px;"><input type="radio"/> hinges side</p> <p style="padding-left: 20px;"><input type="radio"/> opposite side of the hinges</p> <p><input type="radio"/> Door closer</p> <p><input type="radio"/> Cremone bolt (When 2 leaves) :</p> <p style="padding-left: 20px;"><input type="radio"/> hinges side</p> <p style="padding-left: 20px;"><input type="radio"/> opposite side of the hinges</p> <p><input type="radio"/> Panic bar (1 point)</p>	<p style="text-align: center;">Vision Panel</p> <p><input type="radio"/> Oblong Vision panel 350x550 mm stadip 33,1</p> 	<p style="text-align: center;">Bumpers / Protections</p> <div style="display: flex; justify-content: space-around;"> <div style="text-align: center;"> <input type="radio"/> Stainless steel 0,8 mm thick </div> <div style="text-align: center;"> <input type="radio"/> Acrovyn Grey or White 1,5 mm thick </div> </div> <p style="text-align: center; margin-top: 10px;">Height : (standard 240mm)</p>	

Comments :

For any special request, please contact us.